

# FARM EVERYDAY BIOSECURITY PLAN AND SUPPLEMENTAL RESOURCES

Pennsylvania dairy producers should complete these materials and keep them on hand to document biosecurity protocols in the event of a HPAI (Bovine Influenza A) quarantine on your premises.

Provided By:



**PennState  
Extension**



CENTER FOR  
**Dairy** EXCELLENCE

Reprinted with permission  
from National FARM.



**Pennsylvania Dairy Producers: Please complete all three steps of this plan and complete the "PA-Specific" supplemental piece at the end to keep on hand as your "EveryDay Biosecurity Plan."**

## EVERYDAY BIOSECURITY STEP 1 - MOVEMENT RISKS AND BIOSECURITY: DAIRY

Items moving on and off your dairy can bring disease. Identifying movement risks can help you prevent them. Check the box that best describes how often each movement occurs. Are most of your checkmarks in the two left columns (lower risk)? Great! Fewer movements help keep disease away from your animals. Do you have items marked in the three right columns (higher risk)? Those need your attention first. Pick one or two to start. Refer to the [FARM Everyday Biosecurity Manual](#) for ideas to lower disease risk to your cattle.

Continue working on biosecurity with Step 2: Everyday Biosecurity Self-Assessment Checklist and Step 3: Everyday Biosecurity Plan Template to write your biosecurity plan. These resources can help you protect your animals' health!

		INCREASING LEVEL OF RISK →				
INPUTS/OUTPUTS	MOVEMENT	NEVER	YEARLY	MONTHLY	WEEKLY	DAILY
Animals and Animal Products	Incoming animals					
	Outgoing animals					
	Semen, embryos					
	Milk, colostrum					
	Dead animal removal					
	Manure or compost removal					
Deliveries	Feed					
	Bedding					
	Fuel, propane, liquid nitrogen					
	Livestock trucks, trailers					
	Mail, package delivery services, etc.					
Personnel	People with animal contact					
	People without animal contact					
Other	Trash, recycling					
	Wildlife, rodents, birds, neighbor dogs & cats					
	Grounds keeping					
	Traffic related to residence, home					
	Other: <input type="text"/>					

## ANIMALS AND ANIMAL PRODUCTS

- Incoming animals: New animals added to the herd, or animals returning from shows, fairs or breeding.
- Outgoing animals: Animals leaving the herd for good, or those going to shows, fairs or breeding that will return.
- Animal products: Semen, embryos, milk, etc. that may come onto or leave the operation.
- Carcass removal: Carcasses picked up by rendering trucks that may visit other operations.
- Manure or compost removal: Hauler coming onto the property that may visit other farms/ranches.

## DELIVERIES

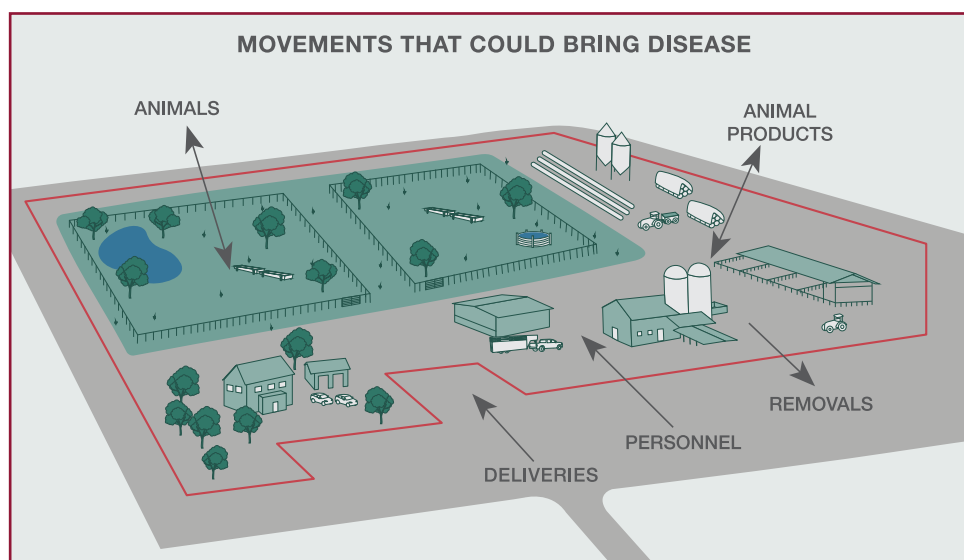
- Items like vehicles, trucks or trailers that come onto the property that may go to other animal operations.
- Feed deliveries include bagged or bulk ingredients, hay, silage, grain, mixes, etc.
- Other delivery types like mail, package delivery, drugs, supplies, etc.

## PERSONNEL

- People with or without animal contact: Workers, family members, veterinarians, AI techs, extension, agritourism visitors with animal contact.
- People without animal contact: Maintenance, electricians, other service providers, agritourism visitors without animal contact, produce stands, seed, meat sales.

## OTHER

- Trash, recycling: Vehicles that come onto the property that may go to other animal operations.
- Wildlife, rodents, birds, neighbor pets: Variety of animals that may have contact with the herd/farm.
- Grounds keeping equipment: Skid loaders, mowers, tractors, etc. that may be used on other animal operations.
- Traffic related to residence/home: Vehicle traffic, school bus, deliveries, etc. that drive past animals or animal areas.
- Other items not listed: Fill in the blank with any other items that come onto or go off of your operation.



The Center for Food Security & Public Health at Iowa State University

## ACKNOWLEDGMENTS

Development of this material was made possible through a grant provided to the National Milk Producers Federation (NMPF) from the U.S. Department of Agriculture (USDA) Animal and Plant Health Inspection Service through the National Animal Disease Preparedness and Response Program (NADPRP). Content based on a NADPRP funded resource from the Center for Food Security and Public Health (CFSPH) at Iowa State University.



# EVERYDAY BIOSECURITY

## STEP 2 - SELF-ASSESSMENT CHECKLIST: DAIRY

Biosecurity actions are needed daily to help ensure animal health. This checklist applies to:

- Operations of all sizes and management types that raise dairy cattle on pasture or feedlot with or without other animals (e.g., pigs, sheep, goats, poultry, etc.).
- Operations with dairy cattle that have had disease challenges (e.g., bovine viral diarrhea; respiratory diseases caused by BRSV, IBR, *Pasteurella*, *Mannheimia*, etc.; diarrhea caused by Johne's Disease, *E. coli*, *Salmonella* or viruses) or with the goal of preventing disease challenges.
- All individuals working on, delivering to, servicing or visiting the dairy cattle operation.

### BIOSECURITY PLANNING AND MANAGEMENT

Biosecurity plans do not have to be complex to work. A plan should be written to address your risks and disease management goals. Identify an on-site person to be the Biosecurity Manager and write the plan.

**Step 1:** Fill out the Movement Risks and Biosecurity document.

**Step 2:** Fill out this checklist.

**Step 3:** Use the Everyday Biosecurity Plan Template to write a biosecurity plan, if that is your goal.

Once written, manage biosecurity actions and train others about what is needed. Want to learn more about the topics below? Refer to the FARM [Everyday Biosecurity Manual](#).

- Block 1: Animal Health and Disease Monitoring
- Block 2: Animal Movements and Contact
- Block 3: Animal Products
- Block 4: Vehicles and Equipment
- Block 5: Personnel
- Block 6: Cleaning and Disinfection
- Block 7: Line of Separation (LOS)

Look through the questions below. Answer those that apply to your operation and ignore/cross off the others.

## BLOCK 1: ANIMAL HEALTH AND DISEASE MONITORING

Good husbandry combined with good biosecurity helps animals thrive.



YES	NO	
		Do your animals have access to a clean, dry place to rest?
		Do you have a separate area to isolate sick animals?
		Do animal caretakers work with the healthiest and youngest animals first, then older animals, then sick animals last?
		Do you purchase feed only from reputable sources with a quality control program?
		If the same equipment is used for feed and manure handling, is it thoroughly cleaned and disinfected before used for feed handling?
		Are feeding areas regularly cleaned by removing spilled or leftover feed?
		Do you have a plan to provide water to livestock if it becomes unfit to drink?
		Is clean, quality water available to all animals?
		Are waterers and the areas around them regularly cleaned and debris removed?
		Do you regularly monitor your medicine/vaccine refrigerator for proper cooling temperatures (typically 36-46 degrees Fahrenheit)?
		Do you have a protocol for cleaning multidose syringes?
		Do you have system for animal caretakers to report animal health issues?
		Do you investigate all animals with unusual signs or those who don't respond to treatment, especially sudden deaths?

## BLOCK 2: ANIMAL MOVEMENTS AND CONTACT

Animals moving on and off your dairy can introduce disease unless biosecurity steps are taken. Wildlife, rodents, birds, other animals and flies can carry disease on their fur, feet, feathers or feces. Keeping these away from cattle areas takes effort.



YES	NO	
		Are your livestock individually identified?
		Do you buy animals only from herds with a verified health status?
		Do you record all animal movement on and off the premises?
		Are new or returning animals separated (quarantined) from all other livestock for at least 21 days before contacting the rest of your herd?
		Are dairy cattle from outside sources tested for common diseases before mixing with the rest of your herd?
		If present, are cats and dogs up to date on vaccines and parasite control?
		Are steps taken to minimize bird nesting around your operation?
		Do you use an integrated pest management program to control rodents and flies?

## BLOCK 3: ANIMAL PRODUCTS

Animal products (semen, embryos and milk) can also introduce disease if biosecurity steps are not taken.



YES	NO	
		Do you purchase semen and embryos from operations with equal or stricter biosecurity programs?
		Do all artificial insemination or embryo transfer personnel wear clean clothing and footwear?
		Do you record all semen and embryo movement on and off the premises?
		Do you feed colostrum and milk from sources that minimize the risk of disease spread?
		Do you record all colostrum and milk movement on and off the premises?

## BLOCK 4: VEHICLES AND EQUIPMENT

Animal diseases can be spread by dirty or shared vehicles, machinery and equipment. Use the Step 1 - Movement Risks and Biosecurity document for a list of things that come on or leave farms.



YES	NO	
		Can off-farm vehicles and equipment stay outside animal areas?
		Can you limit entry of dirty and high-risk vehicles, machinery, and equipment?
		Do you have a vehicle parking area that is way from animal areas?
		Are dead animals disposed of in a way that prevents the attraction of wildlife, rodents and other scavengers?
		Are animal areas (housing and holding) regularly maintained to prevent manure buildup?
		Is manure removed and stored to prevent exposing young animals?

## BLOCK 5: PERSONNEL

People who handle animals should be limited to those with clean clothing, clean footwear and clean hands. This can also protect people from zoonotic diseases that animals can spread to people.



YES	NO	
		Can you limit livestock contact to people who follow your biosecurity steps?
		Do you provide/require clean clothing for people contacting animals?
		Do you provide/require clean footwear for people entering animal areas?
		Do you provide gloves or a handwashing station with running water, soap and towels for animal handlers?
		Do people contacting animals sign in and disclose their last known livestock contact?
		Do you restrict people who have traveled internationally from contacting your cattle?
		Are people entering the operation informed of biosecurity steps?

### BLOCK 6: CLEANING AND DISINFECTION

Cleanliness has been noted as an important disease prevention practice. Disinfection is an extra step that may be needed to kill germs.



YES	NO	
		Are personnel trained in proper cleaning steps: Dry clean, wash, rinse and dry?
		Do you clean items used on sick, new, young or animals with different health status?
		Are disinfectants used according to the product label (storing, mixing, applying, contact time, rinsing, etc.)?
		Are safety measures (e.g., wearing protective gear, managing runoff) taken during cleaning and disinfection?

### BLOCK 7: LINE OF SEPARATION (LOS)

A Line of Separation between off-farm and on-farm movements can decrease the risk of exposure. Determine ways to put up “castle walls” around your livestock which is protected by a “moat” or a line of separation. Entry is only via “drawbridges” or access points.



YES	NO	
		Do you have designated entry points to your operation?
		Are signs posted at entry points with biosecurity actions?
		Do you have a labeled premises map of your farm?

### ACKNOWLEDGMENTS

Development of this material was made possible through a grant provided to the National Milk Producers Federation (NMPF) from the U.S. Department of Agriculture (USDA) Animal and Plant Health Inspection Service through the National Animal Disease Preparedness and Response Program (NADPRP). Some of the content is based on a NADPRP funded resource from the Center for Food Security and Public Health (CFSPH) at Iowa State University.





# EVERYDAY BIOSECURITY

## STEP 3 - EVERYDAY BIOSECURITY PLAN

### TEMPLATE: DAIRY

Biosecurity actions are needed daily to help ensure animal health. This template can be used by any dairy operation to develop a daily biosecurity plan for their premises.

Check all boxes and keep all items that apply. Customize the plan by filling out this form with information specific to your operation.

Everyday Biosecurity is the first step to reaching the enhanced biosecurity that will be needed for a foreign animal disease (FAD) outbreak. An enhanced biosecurity plan describes additional actions to protect your animals from FADs. Enhanced biosecurity plan templates can be found here: [securemilksupply.org/milk-producers/biosecurity](https://securemilksupply.org/milk-producers/biosecurity) and [nationaldairyfarm.com/farm-biosecurity](https://nationaldairyfarm.com/farm-biosecurity).

#### SCOPE OF BIOSECURITY PLAN

*Note: This plan will be reviewed at least once per year and updated as needed.*

Facility Name

---

Facility Address (with City, State and Zip)

---

GPS Coordinates (latitude and longitude)

---

Premises ID Number (PIN)\*

---

Date Written/Reviewed

---

*\*Work with your State Animal Health Official to request a free PIN for your farm/ranch.*

#### CONTACT INFORMATION

Facility Owner Name

---

Phone

---

Email

---

Facility Manager Name

---

Phone

---

Email

---

Veterinarian of Record Name

---

Phone

---

Email

---

## ANIMAL SPECIES AND BUSINESSES ON THE PREMISES

LIST SPECIES	NUMBER OF ANIMALS
Dairy Cattle	
Other:	
Other:	
Other:	
Other:	

Animal housing types:

Buildings      Pastures      Dry lots      Other (Describe): \_\_\_\_\_

Are there other businesses on the property? ..... Yes      No

If yes, describe: \_\_\_\_\_

Animals owned by operation and raised off site? ..... Yes      No

If yes, a separate biosecurity plan exists.

### BIOSECURITY PLANNING AND MANAGING

In our plan below, all items have been put into action.

Biosecurity Manager Name \_\_\_\_\_

Phone \_\_\_\_\_ Email \_\_\_\_\_

Where is contact information posted on the dairy? \_\_\_\_\_

### BIOSECURITY MANAGER RESPONSIBILITIES

Ensures biosecurity actions are followed. .... Yes      No

Trains others on biosecurity expectations. .... Yes      No

Takes corrective actions if biosecurity is not followed. .... Yes      No

Updates and revises the biosecurity plan. .... Yes      No

Puts the enhanced biosecurity plan in place during an FAD outbreak. .... Yes      No

## BLOCK 1: ANIMAL HEALTH AND DISEASE MONITORING

Animals have access to a clean, dry place to rest. .... Yes No

Sick animals can be isolated in a separate area. .... Yes No

Isolation area is located (Describe where): \_\_\_\_\_

Animal caretakers work with the healthiest and youngest animals first, followed by older animals and sick animals last. .... Yes No

Feed is only purchased from reputable sources with a quality control program. .... Yes No

If yes, the quality control program includes:

Supplier verification so contamination of ingredients is controlled

Preventive controls for ingredient receiving

Controlling people access throughout the facility

Steps to prevent feed contamination during manufacturing

Transporting finished feed in clean, secure trailers

Recording batch or lot numbers as required by the FDA

Feed is only handled by equipment that is specific for feed handling. .... Yes No

If no, shared equipment is thoroughly cleaned and disinfected before using for feed handling. .... Yes No

Feeding areas are cleaned by removing spilled or leftover feed at least:

Twice daily

Daily

Weekly

Other (Describe): \_\_\_\_\_

If water becomes unfit to drink, other sources will be provided by (Describe; e.g. portable tanks, off-site clean water source, etc.):

Clean, quality water is available to all animals. .... Yes No

Waterers and the areas around them are regularly cleaned and debris removed at least:

Twice daily

Daily

Weekly

Other (Describe): \_\_\_\_\_

Refrigerators are regularly monitored to ensure medications and vaccines are kept at 36-46 degrees Fahrenheit. .... Yes No

Multidose syringes are cleaned according to a written protocol. .... Yes No

Animal health issues, including animals with unusual signs, those that do not respond to treatment or sudden deaths, are reported to:

\_\_\_\_\_

## BLOCK 2: ANIMAL MOVEMENTS AND CONTACT

The following methods are used to individually identify cattle (Mark all that apply):

Bangle ear tag

Official ear tag with printed U.S. shield (e.g., silver tags, electronic radiofrequency tags (RFID), orange metal or RFID Bangs vaccination tags)

Official tattoo issued by recognized breed association

Brand issued by brand inspection agency

Ear notch

Other (Describe): \_\_\_\_\_

New animals are purchased only from herds with a verified health status. ....	Yes	No	Not applicable
All animal movements on and off the premises are recorded. ....	Yes	No	Not applicable
New and returning animals are separated (quarantined) from all other livestock for at least 21 days before contacting the rest of our herd. ....	Yes	No	Not applicable
Cattle from outside sources are tested for common diseases before mixing with the home herd. ....	Yes	No	Not applicable

If yes, add disease names and tests performed:

---

*These tests are based on recommendations from our Veterinarian of Record.*

Dogs and cats are up to date on vaccines and parasite control. ....	Yes	No	Not applicable
---	-----	----	----------------

List preventative measures intended to minimize bird nesting (SEE PDA WILD BIRD SUPPLEMENT):

---

Rodents and flies are controlled by an integrated pest management program that includes (Mark all that apply):

**Cleanliness:**

Containers that are rodent proof

Removing manure, waste and wet bedding from animal areas

Mowing grass and removing weeds

Removing deadstock and afterbirth

**Biological actions:**

Cats (up to date on vaccines and parasite control)

Fly predators/parasites

**Physical actions:**

Rodent traps

Fly traps, tape and lights

**Chemicals\*:**

Rodent bait

Insecticides

*\*Label directions are followed to avoid meat and milk residues, environmental damage, animal and human injury.*

### BLOCK 3: ANIMAL PRODUCTS

Semen comes from operations with equal or stricter biosecurity programs. ....	Yes	No	Not applicable
Artificial insemination personnel wear clean clothing and footwear on our operation. ....	Yes	No	Not applicable
Embryos come from operations with equal or stricter biosecurity programs. ....	Yes	No	Not applicable
Embryo transfer personnel wear clean clothing and footwear on our operation. ....	Yes	No	Not applicable
Records are kept for all embryo movement on and off the dairy. ....	Yes	No	Not applicable
Records are kept for all semen movement on and off the dairy. ....	Yes	No	Not applicable

Colostrum and milk fed to calves is:

From cows that are tested for diseases (List):

- 
- Pasteurized
  - Acidified
  - Commercially produced
  - Raw, untreated
  - Not applicable

Records are kept for all milk and colostrum movement on and off the dairy. ....	Yes	No	Not applicable
---	-----	----	----------------

### BLOCK 4: VEHICLES AND EQUIPMENT

Off-farm vehicles and equipment stay outside animal areas. ....	Yes	No
Entry of dirty and high-risk vehicles, machinery and equipment is limited. ....	Yes	No
The vehicle parking area is away from animals. ....	Yes	No

If yes, describe location of parking area: \_\_\_\_\_

Dead animals are disposed of by (Mark all that apply):

- Incineration
- Burial\*
- Compost\*
- Rendering\*\*
- Landfill
- Other (Describe): \_\_\_\_\_

\*Scavengers and rodents are prevented from accessing carcasses.

\*\* Rendering trucks and other vehicles hauling dead animals to a common disposal site do not enter the operation or share drive paths with on-farm vehicles.

Animal housing and holding areas are regularly cleaned to prevent manure buildup. ....	Yes	No
--	-----	----

Young animals are prevented from contacting manure from older animals. ....	Yes	No	Not applicable
---	-----	----	----------------

## BLOCK 5: PERSONNEL

Livestock contact is limited to people who follow our biosecurity steps. ....	Yes	No	
Clean clothing is required to be worn when contacting animals. ....	Yes	No	
Clean footwear is required to be worn when entering animal areas. ....	Yes	No	
Clean hands are required when contacting animals.			
A handwashing station with running water, soap, and towels is available. ....	Yes	No	
Location of handwashing station: _____			
Gloves are provided. ....	Yes	No	
Hand wipes are provided. ....	Yes	No	
Everyone contacting animals signs the entry log and describes their last known livestock contact (excluding employees). ....	Yes	No	
People who have traveled internationally within the past five days are restricted from contacting cattle. ....	Yes	No	Not applicable
People entering the dairy know how to:			
Contact the Biosecurity Manager(s)			
Follow biosecurity entry requirements			
Perform biosecurity measures specific to their job			
Additional biosecurity entry steps for this operation include (Describe additional steps; e.g., dedicated work clothes, designated washer/dryer on site, disposable boots/gloves, etc.):			

---

## BLOCK 6: CLEANING AND DISINFECTION

Personnel are trained to properly clean items by removing visible organic matter, then washing, rinsing and drying. ....	Yes	No
Items used on sick, new, young or animals with different health status are cleaned between uses. ....	Yes	No
Disinfectants are used according to the product label including:		
Storage (Describe where): _____		
Mixing		
Applying		
Contact time allowing to “sit” and work		
Rinsing		
Disinfectant products regularly used on items on the dairy (not including milk equipment sanitization) include:		
Cleaning and disinfection safety measures followed include:		
Wearing recommended protective gear (rubber gloves, goggles, etc.)		
Keep run-off away from animal areas, drinking water, waterways, etc.		
Other (Describe): _____		

## BLOCK 7: LINE OF SEPARATION (LOS)

There are designated entry points to the dairy. ....	Yes	No
Signs are posted at entry points with biosecurity actions. ....	Yes	No
A labeled premises map is included in our biosecurity plan. ....	Yes	No
The map includes the following labeled points:		
Public roads		
Private/shared roads		
Chain link fence (existing)		
Entrances/access points		
Designated parking area		
Milk house		
Milk truck route to milk house		
Carcass disposal/pickup location and removal pathways		
Manure storage location		
Deliveries		
Buildings that house animals		
Shut off locations for water, gas, fuel and power		
First aid kit		
Fire extinguisher(s)		
Cleaning & Disinfection Stations		
Compass indicating north		

*Refer to this operation's "Enhanced Biosecurity Plan" for more details about training, the line of separation, establishing a cleaning and disinfection station, pre-movement isolation period, a contingency plan for interrupted animal movement, protocols for animal loading/unloading, milk collection, milk disposal and wildlife/rodent/other animal control during a highly contagious foreign animal disease outbreak.*


## ACKNOWLEDGMENTS

Development of this material was made possible through a grant provided to the National Milk Producers Federation (NMPF) from the U.S. Department of Agriculture (USDA) Animal and Plant Health Inspection Service through the National Animal Disease Preparedness and Response Program (NADPRP). Some of the content is based on a NADPRP funded resource from the Center for Food Security and Public Health at Iowa State University (CFSPH).

This template was created to be edited and tailored for dairy facilities. In no way is this template endorsed by any parties above, including CFSPH, FARM, NMPF and USDA NADPRP.

## PUT MAP HERE WITH LINE OF SEPARATION MARKED ON MAP

Print off a map from Google Maps or another source that outlines the layout of your farmstead. Use the map to mark where the line of separation would be in an event of an outbreak or quarantine situation.







With HPAI most often transmitted by wild birds, please complete this page to identify your mitigation strategy for the wild bird population. Resources to help you navigate that strategy are at the bottom of this page.

## BIRD-TARGETED BIOSECURITY PLAN

**Are there any areas of the farm, including crop fields, ponds, and pastures, where waterfowl (ducks, geese, etc.) congregate, even seasonally?**  Y  N

If yes, please describe: \_\_\_\_\_  
\_\_\_\_\_  
\_\_\_\_\_

What measures are taken to limit contact between cattle and waterfowl or waterfowl feces?

\_\_\_\_\_  
\_\_\_\_\_  
\_\_\_\_\_

**Are there areas where waterfowl droppings are likely on roadways or walkways near cattle areas?**  Y  N

If yes, please describe: \_\_\_\_\_  
\_\_\_\_\_  
\_\_\_\_\_

**Can these areas be blocked off to prevent farm equipment and personnel access?**  Y  N  N/A

If no, what measures are taken to clean and disinfect tires and footwear before entering into animal care areas?

\_\_\_\_\_  
\_\_\_\_\_

**Are there any areas of the farm where other bird species congregate or bird feces is likely, even seasonally?**  Y  N

List predominant species/type if known: \_\_\_\_\_  
\_\_\_\_\_  
\_\_\_\_\_

Please describe areas where non-waterfowl birds congregate:

\_\_\_\_\_  
\_\_\_\_\_

What measures are taken to limit contact between cattle and non-waterfowl birds?

\_\_\_\_\_  
\_\_\_\_\_  
\_\_\_\_\_

### *Resources for developing preventative measures:*

Kyle Van Why, USDA APHIS Wildlife Disease Specialist, 717-236-9451 or [kyle.r.vanwhy@usda.gov](mailto:kyle.r.vanwhy@usda.gov)

<https://www.aphis.usda.gov/sites/default/files/fsc-hpai-wildlife-practices-prevent.pdf>

<https://www.aphis.usda.gov/sites/default/files/fsc-hpai-wildlife-practices-reduce.pdf>

<https://www.aphis.usda.gov/sites/default/files/fsc-hpai-wildlife-practices-protect.pdf>

[https://www.aabp.org/resources/dairy\\_cow\\_disease/Dairy-Biosecurity-Recommendations-HPAI-More\\_Mar2024\\_FINAL.pdf](https://www.aabp.org/resources/dairy_cow_disease/Dairy-Biosecurity-Recommendations-HPAI-More_Mar2024_FINAL.pdf)

Please complete this page to supplement your “Every Day Biosecurity” Plan. Complete this page to provide protocols for cleaning and disinfecting for both footwear and equipment.

## CLEANING & DISINFECTION

### C&D FOR VEHICLE TIRES & EQUIPMENT:

For vehicles, the area cleaned must include the tires and wheel wells at a minimum.

1. All visible organic matter is removed using \_\_\_\_\_ before disinfectant application.
2. After cleaning, \_\_\_\_\_ disinfectant is applied by \_\_\_\_\_ to the cleaned surfaces.

a. Disinfectant preparation (dilution) instructions:

---

---

---

3. The disinfectant is allowed to sit for \_\_\_\_\_ minutes (according to label instructions) before rinsing.
4. To ensure full coverage of tires, following the initial disinfection, the vehicle will be rolled forward to allow access to the area of the tire initially touching the ground. The procedure above will be repeated for this area of the tire before the vehicle enters or exits the farm.

Organic matter may be removed by a variety of methods, such as a hose with high-pressure nozzle, a pressure washer, or, if organic matter is not heavy, a pump sprayer with plain water can be used.

### C&D FOR FOOTWEAR:

1. Before disinfectant application, all visible organic matter is removed by scrubbing footwear with a brush. For disinfectant products containing detergent properties, this can be done with the disinfectant solution, but must be rinsed before disinfectant step begins.
2. After cleaning, \_\_\_\_\_ disinfectant is applied by \_\_\_\_\_ to the cleaned surfaces.

a. Disinfectant preparation (dilution) instructions:

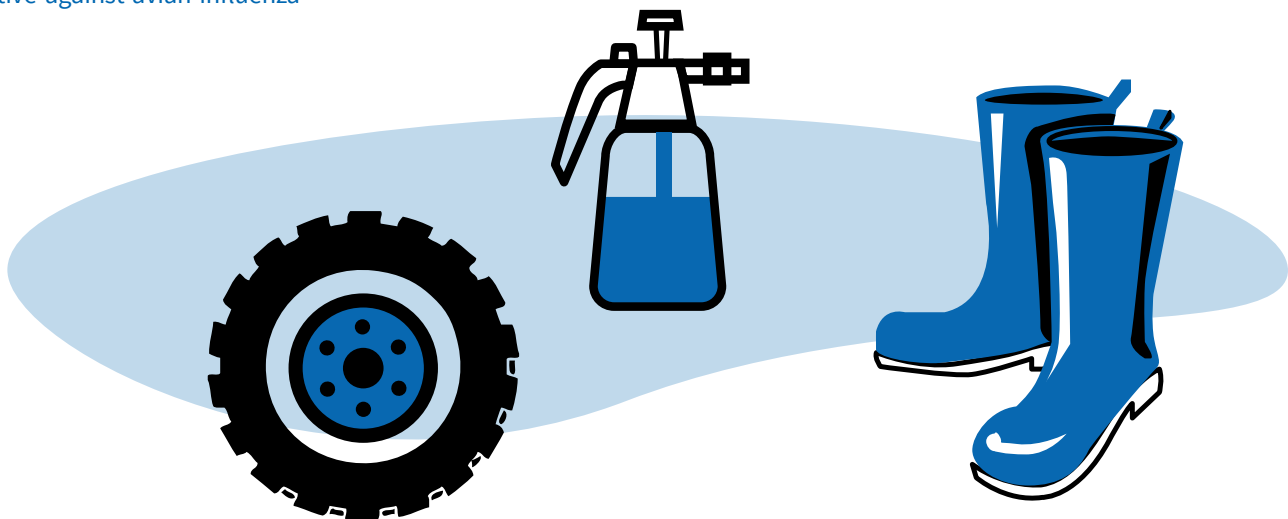
---

---

---

3. The disinfectant is allowed to sit for \_\_\_\_\_ minutes (according to label instructions) before rinsing (if required).

Assure you choose disinfectants that are effective against HPAI and are appropriate for the surface(s) and area(s) being disinfected. Appropriate disinfectants are described here: <https://www.epa.gov/pesticide-registration/epas-registered-antimicrobial-products-effective-against-avian-influenza>





Complete this section to show how outline biosecurity protocols your farm has put in place for visitors. Consider using the posters provided in your biosecurity kit to walk visitors and employees through the biosecurity practices required when visiting your farm.

### VISITOR TRAINING TEMPLATE

#### BIOSECURITY MANAGER CONTACT INFORMATION

If you have any questions or concerns regarding biosecurity, please contact:

Biosecurity Manager: \_\_\_\_\_ Phone: \_\_\_\_\_

Alt Biosecurity Manager: \_\_\_\_\_ Phone: \_\_\_\_\_

#### BIOSECURITY ENTRY REQUIREMENTS FOR ALL VISITORS:

- All visitors will sign the entry logbook.
- Only essential visitors are permitted on the farm.
- Vehicles will park away from animal care areas.
- Visitors who have traveled internationally within 5 days will not be permitted in animal care areas.
- Clean footwear is worn. Options to meet this requirement include:
  - o Disposable boot covers
  - o Farm-dedicated boots/footwear
  - o Cleaning and disinfecting footwear upon arrival

#### BIOSECURITY ENTRY REQUIREMENTS FOR ENTRY INTO ANIMAL CARE AREAS:

Entry Requirements:

- Only visitors who need to be in animal care areas will be permitted access.
- Clean footwear must be worn. Options to meet this requirement include:
  - o Disposable boot covers
  - o Farm-dedicated boots/footwear
  - o Cleaning and disinfecting footwear upon arrival
- Clean clothing must be worn. Options to meet this requirement include:
  - o Freshly laundered coveralls
  - o Farm-dedicated coveralls or clothing
  - o Disposable coveralls
- All visitors must wash hands before contact with livestock.

#### SAFETY & EXIT REQUIREMENTS:

- All visitors with animal contact will wash their hands prior to leaving the farm.
- If HPAI is suspected or diagnosed on this operation, CDC recommendations for human safety include:
  - o Gloves, N95 respirator, eye protection, and disposable footwear and coveralls.

Please write out any additional biosecurity protocols specific to your farm below.

---

---

---

---

---

---

**VISITOR ENTRY LOG**

**DATE:** \_\_\_\_\_ **NAME:** \_\_\_\_\_ **COMPANY:** \_\_\_\_\_

**REASON FOR VISIT:**

Reviewed/ visitor instructions      International travel in last 5 days?  Yes  No  
 Meet Entry Requirements      Last Poultry/livestock contact Date: \_\_\_\_\_  
Animal Area Entry?  Yes  No      Location: \_\_\_\_\_

**DATE:** \_\_\_\_\_ **NAME:** \_\_\_\_\_ **COMPANY:** \_\_\_\_\_

**REASON FOR VISIT:**

Reviewed/ visitor instructions      International travel in last 5 days?  Yes  No  
 Meet Entry Requirements      Last Poultry/livestock contact Date: \_\_\_\_\_  
Animal Area Entry?  Yes  No      Location: \_\_\_\_\_

**DATE:** \_\_\_\_\_ **NAME:** \_\_\_\_\_ **COMPANY:** \_\_\_\_\_

**REASON FOR VISIT:**

Reviewed/ visitor instructions      International travel in last 5 days?  Yes  No  
 Meet Entry Requirements      Last Poultry/livestock contact Date: \_\_\_\_\_  
Animal Area Entry?  Yes  No      Location: \_\_\_\_\_

**DATE:** \_\_\_\_\_ **NAME:** \_\_\_\_\_ **COMPANY:** \_\_\_\_\_

**REASON FOR VISIT:**

Reviewed/ visitor instructions      International travel in last 5 days?  Yes  No  
 Meet Entry Requirements      Last Poultry/livestock contact Date: \_\_\_\_\_  
Animal Area Entry?  Yes  No      Location: \_\_\_\_\_

**DATE:** \_\_\_\_\_ **NAME:** \_\_\_\_\_ **COMPANY:** \_\_\_\_\_

**REASON FOR VISIT:**

Reviewed/ visitor instructions      International travel in last 5 days?  Yes  No  
 Meet Entry Requirements      Last Poultry/livestock contact Date: \_\_\_\_\_  
Animal Area Entry?  Yes  No      Location: \_\_\_\_\_

**DATE:** \_\_\_\_\_ **NAME:** \_\_\_\_\_ **COMPANY:** \_\_\_\_\_

**REASON FOR VISIT:**

Reviewed/ visitor instructions      International travel in last 5 days?  Yes  No  
 Meet Entry Requirements      Last Poultry/livestock contact Date: \_\_\_\_\_  
Animal Area Entry?  Yes  No      Location: \_\_\_\_\_

**DATE:** \_\_\_\_\_ **NAME:** \_\_\_\_\_ **COMPANY:** \_\_\_\_\_

**REASON FOR VISIT:**

Reviewed/ visitor instructions      International travel in last 5 days?  Yes  No  
 Meet Entry Requirements      Last Poultry/livestock contact Date: \_\_\_\_\_  
Animal Area Entry?  Yes  No      Location: \_\_\_\_\_